



EAST COAST
Atlanta Office
4161 Chamblee Road
Oakwood, GA 30566
770-965-8095
800-438-2699 (TOLL FREE)
770-965-8091 (FAX)

WEST COAST
Seattle Office
345 Knechtel Way, Suite 203
Bainbridge Island, WA 98110
206-780-2775
888-438-2687 (TOLL FREE)
206-780-2783 (FAX)

Getco Ltd AP Guide #03-3

Application & OEM Reference Guide

Table of Contents

<u>Caterpillar Equipment</u>	Page 3
<u>Case Equipment</u>	Page 10
<u>New Holland Equipment</u>	Page 12
<u>John Deere Equipment</u>	Page 13
<u>Miscellaneous Equipment</u>	Page 15
Fiat	
Bobcat	
<u>H & L style Adapters & Teeth</u>	Page 16
<u>Esco Style Adapters & Teeth</u>	Page 17
<u>OEM Part Number Reference Guide</u>	Page 18
Covers Equipment Lines From Allis-Chalmers to Warner Swasey	

Atlanta Phoenix Seattle Toronto

Getco Man and "GETTUF" are registered trademarks of Getco Ltd

All manufactures' names, numbers, symbols and descriptions are used for reference purposes only, And is not implied that any part is the product of the manufacturers.

Wholesale Distributors of High Performance Bucket Teeth, Adapters, Cutting Edges Compactor Parts & Hardware

GETTUF®



Getco Ltd. - Who We Are

Getco Ltd. (Ground Engaging Tool Company) was established in 1984 as a wholesale distributor specializing in ground engaging tools for construction and earth moving equipment. Our growth has led us to be a significant independent wholesale distributor of ground engaging parts in North America supplying manufacturers as well as regional distributors and dealers.

Getco Ltd. provides premium wear parts for Caterpillar, Komatsu, Fiat, New Holland, John Deere, Case, Ford, and others. Our high performance bucket teeth and adapters are designed as direct replacements for CAT, Escro, Hensley, H&L, Pengo and Fabco.

We also produce specialty wear parts for landfill compactors, tamping feet for dirt compactors, router bits for Caterpillar, Terex and Reynolds elevating scrapers, forged and cast parts to customer specifications, side cutters and cutting edges for loaders, backhoes and excavators, Grade #8 plow nuts and plow bolts and mining shovel components.

Getco's recently introduced GET TUF® line of bucket teeth incorporates a versatile range of profiles that are both application and machine specific, providing increased wear-life and performance.

Getco recently has begun to stock products for the MINING industry. Getco offers popular items such as large loader tips and adapters for machines up to Cat 994.

With offices located in Atlanta, Phoenix, Toronto and Seattle, we cover North America. Getco's commitment to offer the best available products and services at competitive pricing continues to be our goal. Getco is committed to provide replacement parts that will match or exceed the expectations of any similarly applied parts supplied or specified by the equipment manufacturer at competitive pricing, thus allowing our DEALERS confidence and profitability when selling the Getco line of products.

Other Services Provided by Getco Ltd.

Custom Castings, Forgings, and Fabrications to your specifications.

- * Special packaging and direct shipping to your customers with your labels and packing lists.
- * Sales representatives to travel with you to your customers site to assist you in selling Getco products.
- * Surplus Buying Service - Getco buys surplus inventories which allows our customers to turn their dust collectors into working inventory dollars.
- * Special advertising - Getco will help subsidize our dealers' regional advertising efforts. We also can provide artwork according to our customers requirements.
- * Metallurgical testing - for comparison and technical analysis.
- * Inventory returns allowed for parts purchased within the calendar year - subject to handling and restock fees.
- * Full or partial container direct shipments from the foundry to the dealers door at additional savings.
- * Toll free telephone support by industry experts.



Identifying Bucket Teeth

Use the following guidelines to help determine which tooth system is being used when the part number is not available.

What type of machine and model number is the tooth used on?

Examples are excavator or loader, Caterpillar 320L Excavator, John Deere 644 Rubber Tire Loader.



Who manufactured the bucket?

Caterpillar, C & P, Esco, Hensley, Central Fabricators (CF), Hendrix, Pemberton, Geith, and Balderson are a few. Most manufacturers identify their buckets with an ID tag on the top backside near the pin bosses, and have their name in large letters on both sides of the bucket.




How does the tooth pin onto the adapter or shank?

Examples are side pin, top pin, bolt on, or no pin (crimp-on).



What are the dimensions of the tooth pocket?

The side to side (horizontal) and top to bottom (vertical) are critical measurements. These are measured at the back of the tooth inside the pocket. The side to side dimension is usually sufficient and can be measured with the tooth pinned on the adapter.



Once you have found all or part of this information, the choice of bucket tooth required can be narrowed.

Getco has an extensive catalog library and technical information to provide you with additional assistance. To better serve you, please feel free to call with questions at (800) 438-2699.



APPLICATION GUIDE FOR CATERPILLAR

BOLT-ON ADAPTERS, TIPS FOR LOADERS

MODEL NO.	CENTER ADAPTERS			CORNER ADAPTER	SHORT	TIP	LONG TIP	PEN. TIP	ABRAS. TIP	HD LONG	HD ABRAS.	PIN
	2-HOLE DOUBLE STRAP	3-HOLE BOTTOM STRAP	3-HOLE DOUBLE STRAP									
910, 931	9J4207 (1U4207)			1U2208 LH 1U2209 RH	1U3201	1U3202	1U3209	4T2203			8E6208 (1U4208)	8E6209 (4T0001)
920, 922, 926 930, 933, 936 941, 941B, 943 951, 951C, 953	1U0257 (8J6656)			3G4258 LH 3G4259 RH 6I9251 RH 6I9250 LH	1U3251	1U3252	9J4259	4T2253 (9J4253)	9N4252	9N4253	8E6258 (9J2258)	8E6259 (3G9609)
944, 950, 951C 953B 950	1U0307 (8J6587) 1U0307 (8J6587)			3G4308 LH 3G4309 RH 8E5308 RH 8E5309 LH	1U3301	1U3302	9J4309	4T2303	9N4302	9N4303	9J2308	8E6259 (3G9609)
950B, 955L, 963 966, 966C	4T4307 (3G4307) 3G9307	3G5357 (8J5307)	3G4308 LH 3G4309 RH									
			3G8308 LH 3G8309 RH									
963B	3G7357			8E5358 LH 8E5359 RH	1U3351	1U3352	9J4359	4T2353	9N4352	9N4353	8E6358 (9J2358)	8E6359 (1U2405) (3G9549)
966D, 973, 977L	3G3357	8J3357	3G1357 (9J2357) 3G2357									
980		8J5357										
980B, 980C	1U1357		1U1358 LH 1U1359 RH									
980G	6I9898			6I8243 RH 6I8244 LH	7T3401	7T3402	6Y7409		8E4402	7T3403	7T3408	8E8409

WELD-ON ADAPTERS AND TIPS

MODEL NO.	CENTER ADAPTER			SHORT TIP	LONG TIP	PEN. TIP	ABRAS. TIP	HD LONG	HD ABRAS	PIN	RETAINER
	FLUSH MOUNT	BOTTOM STRAP	SPADE NOSE DOUBLE STRAP								
1T12, 416, 426 428, 910, 931 935	4T1204	8J7525		1U3201	1U3202	1U3209	4T2203			8E6208 (1U4208)	8E6209 (4T0001)
1T18, 1T28 916, 920, 930 936, 941, 943 951, 953	1U1254 (9J4254)	3G0169		1U3251	1U3252	9J4259	4T2253	9N4252	9N4253	8E6258 (9J2258)	8E6259 (3G9609)
944, 950, 951C 955L, 963, 966C	1U1304 (9J4304)	9J8929		1U3301	1U3302	9J4309	4T2303	9N4302	9N4303	9J2308	8E6259 (3G9609)
950B, 966D, 973 977, 977L, 980C	1U1354 (9J4354)	1U1350		1U3351	1U3352	9J4359	4T2353	9N4352	9N4353	8E6358 (9J2358)	8E6359 (1U2405) (3G9549)
980G		1073404	1258404 1258405 1258406	7T3401	7T3402	6Y7409		8E4402	7T3403	7T3408	8E8409
983, 988, 988B	9J9584 (8J1454)	9J3667	8E3464 8E3465 RH 8E3466 LH	9W8451 (1U3451)	9W8452 (1U3452)	9W8459 (9J4459)	9W1453 (4T1453)	9N4452	9N4453	8E8469 (1U1458)	8E8469 (1U2405) (3G9549)
992, 992C	3G4554 (7J9554)		3G9494 3G9495 RH 3G9496 LH	9W8551 (1U3551)	9W8552 (1U3552)	9W8559 (9J4559)	9W1553 (4T1553) (9J4553)	9N4552	6Y2553	6Y8558 (1U1558)	8E5559 (3G9559)

APPLICATION GUIDE FOR CATERPILLAR EQUIPMENT

CAT EXCAVATOR BACKHOES WELD-ON ADAPTERS & TIPS

MODEL NO.	BUCKET TYPE	WELD-ON ADAPTERS	SHORT TIP	LONG TIP	PEN. TIP	ABRAS. TIP	HD LONG	HD ABRAS.	SHARP CENTER TIGER TIP	TWIN SHARP TWIN TIGER	PIN	RETAINER
205, 206 211, 212 213, 214	GP	3G0169 6Y3254	1U3251	1U3252	9J4259	4T2253	9N4252	9N4253	9W8259 (1U3252T)	101-0707 (1U3252WT)	8E6258 (9J2258)	8E6259 (3G9609)
	T	1U1254	1U3251	1U3252	9J4259	4T2253	9N4252	9N4253	9W8259 (1U3252T)	101-0707 (1U3252WT)	8E6258 (9J2258)	8E6259 (3G9609)
215, E180, E200	GP	3G6304 3G6305 R 3G6306 L	1U3301	1U3302	9J4309	4T2303	9N4302	9N4303	9W8309 (1U3302T)	101-0708 (1U3302WT)	9J2308	8E6259 (3G9609)
224	GP	9J8929	1U3301	1U3302	9J4309	4T2303	9N4302	9N4303	9W8309 (1U3302T)	101-0708 (1U3302WT)	9J2308	8E6259 (3G9609)
225, 322 325	MX	3G8354 3G8355 R 3G8356 L	1U3351	1U3352	9J4359	4T2353	9N4352	9N4353	9W2359 (1U3352T)	101-0709 (1U3352WT)	8E6358 (9J2358) (9W2678)	8E6359 (3G9549)
	R	1U1454 1U1455 R 1U1456 L	9W8451 (1U3451)	9W8452 (1U3452)	9W8459 (9J4459)	9W1453 (4T1453)	9N4452	9N4453	7T8459 (1U3452T)	101-0711 (1U3452WT)	1U1458 (6Y2527)	8E6359
E300 EL300	GP, MX, R	8E6464 8E6465 R 8E6466 L	9W8451 (1U3451)	9W8452 (1U3452)	9W8459 (9J4459)	9W1453 (4T1453)	9N4452	9N4453	7T8459 (1U3452T)	101-0711 (1U3452WT)	8E0468	8E8469
E330 E330L	GP, MX, R	7T3404	7T3401	7T3402			8E4402		6Y5409		7T3408	8E8409 (7T3409)
235	GP, FS, MX GP, FS, MX R	1U1454 1U1455 R 1U1456 L 8E6464 8E6465 R 8E6466 L 1U1553 1U1555 R 1U1556 L	9W8451 (1U3451) 9W8451 (1U3451) 9W8551 (1U3551)	9W8452 (1U3452) 9W8452 (1U3452) 9W8552 (1U3552)	9W8459 (9J4459) 9W8459 (9J4459) 9W8559 (9J4559)	9W1453 (4T1453) 9W1453 (4T1453) 9W1553 (4T1553)	9N4452 9N4452 9N4552	9N4453 9N4453 6Y2553	7T8459 (1U3452T) 7T8459 (1U3452T) 9W6559 (1U3552T)	101-0711 (1U3452WT) 101-0711 (1U3452WT) 101-0712 (1U3552WT)	1U1458 (6Y2527) 8E0468 6Y8558 (1U1558)	8E6359 (3G9549) 8E8469 8E5559 (3G9559)
	245	GPMX FS, R	1U1553 1U1555 R 1U1556 L 3G9494 3G9495 R 3G9496 L	9W8551 (1U3551) 9W8551 (1U3551)	9W8552 (1U3552) 9W8552 (1U3552)	9W8559 (9J4559) 9W8559 (9J4559)	9W1553 (4T1553) (9J4553) 9W1553 (4T1553) (9J4553)	9N4552 9N4552	6Y2553 6Y2553	9W6559 (1U3552T) 9W6559 (1U3552T)	101-0712 (1U3552WT) 101-0712 (1U3552WT)	6Y8558 (1U1558) 6Y8558 (1U1558)

GP = GENERAL PURPOSE

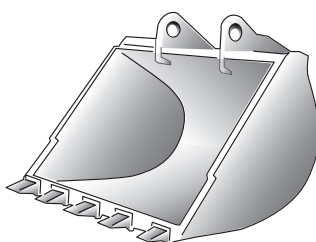
MX = MASS EXCAVATION

C = CLAMSHELL

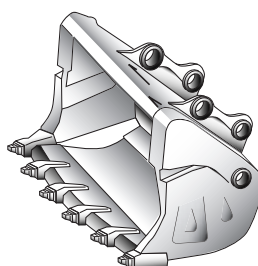
R = ROCK

FS = FRONT SHOVEL

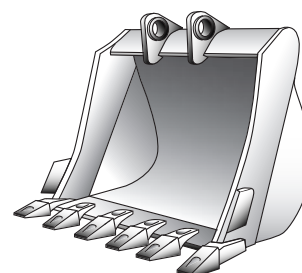
T = TRAPEZOIDAL



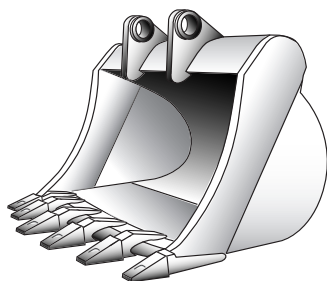
GP = GENERAL PURPOSE



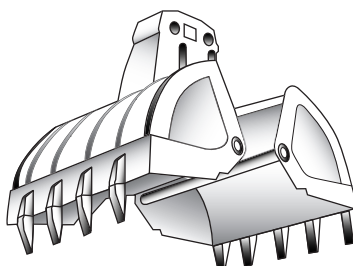
FS = FRONT SHOVEL



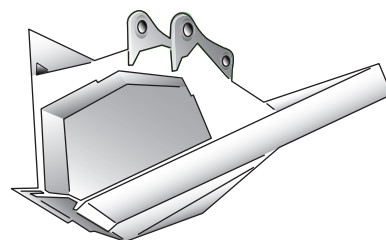
MX = MASS EXCAVATION



R = ROCK



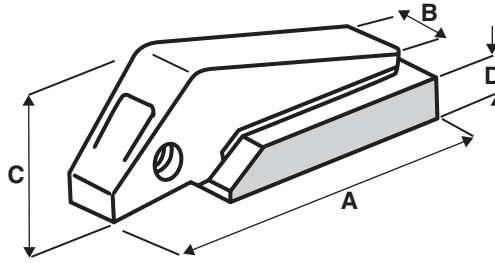
C = CLAMSHELL



T = TRAPEZOIDAL

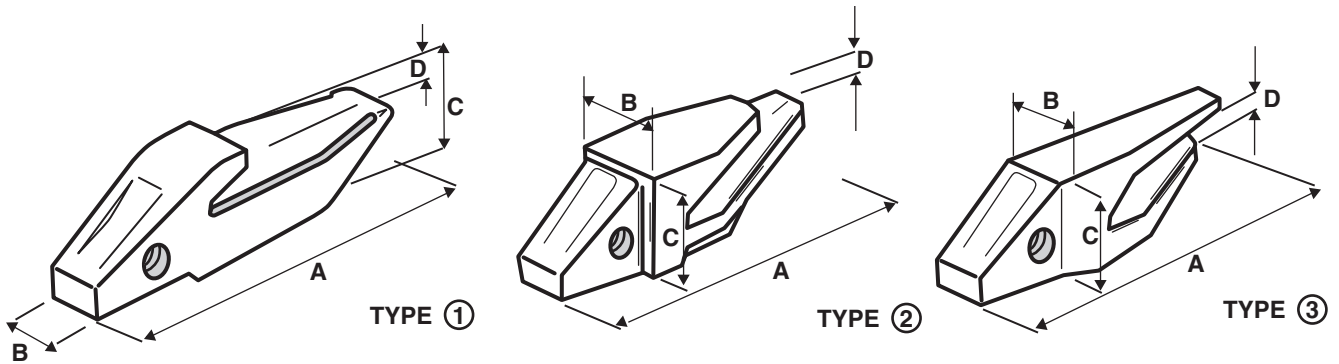
CATERPILLAR STYLE WELD-ON FLUSH MOUNT

ADAPTERS FOR LOADERS



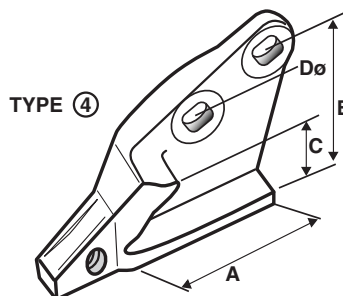
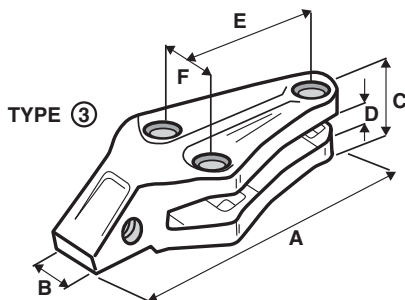
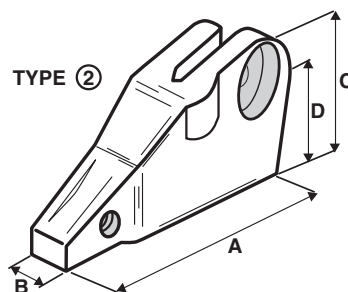
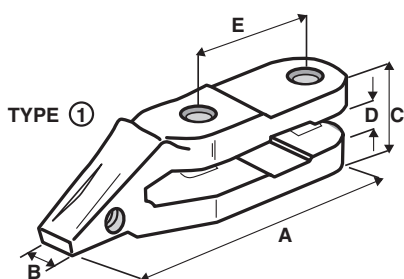
PART#	TYPE	DIMENSIONS – INCHES / MILLIMETERS			
		A	B	C	D
4T1204	FLUSH	9.4 / 238	1.6 / 41	2.1 / 54	.5- 1 / 13-25
1U1254	FLUSH	13.4 / 340	3.3 / 85	2.4 / 60	.75-1.25 / 19-32
1U1304	FLUSH	14.0 / 356	3.9 / 98	2.8 / 71	1-1.5 / 25-38
1U1354	FLUSH	16.6 / 422	4.5 / 115	3.8 / 96	1.25-1.8 / 32-45
8E0464 (7T8454) (8J-1454)	FLUSH	18.0 / 483	5.4 / 136	4.1 / 104	1.8-2 / 45-51

CATERPILLAR STYLE WELD-ON BOTTOM STRAP AND TWO STRAP ADAPTERS FOR LOADERS



PART#	TYPE	DIMENSIONS – INCHES / MILLIMETERS			
		A	B	C	D
3G0169	1	11.6 / 295	2.6 / 65	3.2 / 82	1.0 / 25
8J7525	1	7.1 / 181	2.0 / 50	2.4 / 60	1.0 / 25
1U1454 - 55 - 56 (8J9141)	2	16.9 / 430	4.9 / 125	5.8 / 148	2.1 / 54
1U1553	2	20.5 / 520	4.5 / 115	7.1 / 182	2.4 / 62
8E6464	2	16.5 / 419	3.9 / 98	5.7 / 146	2.1 / 54
3G6304 - 05 - 06	2	12.2 / 310	3.3 / 84	3.8 / 96	1.3 / 34
3G8354 - 55 - 56	2	13.4 / 340	3.6 / 92	4.5 / 115	1.7 / 42
7T3404	2	15.0 / 381	4.7 / 120	5.5 / 139	1.9 / 48
3G9494 - 95 - 96	3	19.3 / 489	4.0 / 102	6.0 / 152	2.7 / 68
8E3464 - 65 - 66	3	19.1 / 486	4.0 / 102	5.7 / 146	2.1 / 54

CATERPILLAR STYLE BOLT-ON CENTER AND CORNER-GUARD ADAPTERS FOR LOADERS



PART#	TYPE	DIMENSIONS - INCHES / MILLIMETERS					
		A	B	C	D	E	F
1U0257	1	13.4 / 340	2.1 / 53	3.8 / 96	1.0 / 26	4.9 / 124	
1U0307	1	14.1 / 357	2.5 / 63	4.2 / 107	1.0 / 26	4.9 / 124	
1U1357	1	16.7 / 425	2.9 / 73	4.3 / 108	1.8 / 45	6.1 / 156	
3G1357	3	16.4 / 416	2.9 / 73	5.1 / 130	1.3 / 33	5.7 / 146	3.3 / 83
3G2357	3	17.4 / 441	2.9 / 73	4.0 / 102	1.8 / 46	6.1 / 155	3.3 / 83
3G3357	1	16.5 / 418	2.9 / 73	5.3 / 134	1.7 / 42	5.9 / 150	
3G4258	2	11.6 / 296	2.3 / 58	7.0 / 179	5.3 / 134		
3G4259	2	11.6 / 296	2.3 / 58	7.0 / 179	5.3 / 134		
3G4308	2	12.7 / 322	2.8 / 70	7.8 / 199	5.9 / 149		
3G4309	2	12.7 / 322	2.8 / 70	7.8 / 199	5.9 / 149		
3G5358	2	14.4 / 365	3.3 / 85	8.9 / 227	7.0 / 177		
3G5359	2	14.4 / 365	3.3 / 85	8.9 / 227	7.0 / 177		
3G8308	2	12.4 / 315	2.8 / 70	8.7 / 220	6.9 / 175		
3G8309	2	12.4 / 315	2.8 / 70	8.9 / 225	6.9 / 175		
3G9307	1	16.2 / 412	2.5 / 63	4.5 / 115	1.3 / 33	6.3 / 160	
4T4307	1	15.7 / 400	2.5 / 63	4.2 / 106	1.3 / 33	6.5 / 166	
8J5307	3	15.7 / 400	2.5 / 63	4.1 / 105	1.3 / 33	5.7 / 146	3.3 / 83
6I9251 RH	4	7.48/190	6.61/168	1.00/25	1.00/25		
6I9250 LH	4	7.48/190	6.61/168	1.00/25	1.00/25		
8E5308 RH	4	7.87/200	6.42/163	1.00-1.25/25-32	1.25/32		
8E5309 LH	4	7.87/200	6.42/163	1.00-1.25/25-32	1.25/32		
8E5358 LH	4	9.60/245	7.09/180	1.25-1.50/32-38	1.25/32		
8E5359 RH	4	9.60/245	7.09/180	1.25-1.50/32-38	1.25/32		

APPLICATION GUIDE FOR CATERPILLAR EQUIPMENT

PLOW BOLTS AND NUTS FOR BOLT-ON ADAPTERS

MODEL NO.	CENTER ADAPTERS			CORNER ADAPTERS	CENTER ADAPTER		CORNER ADAPTER	
	2-HOLE DOUBLE STRAP	3-HOLE BOTTOM STRAP	3-HOLE DOUBLE STRAP		BOLT	NUT	BOLT	NUT
910, 931	1U4207 9J4207			1U2209 RH 1U2208 LH	5J4771 (3/4 X 2-3/4)	2J3506 (3/4")	6F0196 (7/8 X 2-3/4)	2J3505 7/8"
920, 922, 926, 930 933, 936, 941, 941B 943, 951, 951C, 953	1U0257 8J6656				8J2928 (1 X 3-3/4)	8J2933 (1" TAPER)		
920, 926, 930, 936 941B, 943, 951C 953	1U0257 8J6656			3G4259 RH 3G4258 LH 6I9251 RH 6I9250 LH	8J2928 (1 X 3-3/4)	8J2933 (1" TAPER)	4J9058 (1 X 3-1/2) (1) 4F4042 (1) 4J9208	8J2933 (1" TAPER) (2) 2J3507
944, 950, 951C	1U0307 8J6587				8J2928 (1 X 3-3/4)	8J2933 (1" TAPER)		
950, 955L 953B	1U0307 8J6587			3G4309 RH 3G4308 LH 8E5308 RH 8E5309 LH	8J2928 (1 X 3-3/4)	8J2933 (1" TAPER)	5P8823 (1-1/4 X 4) (1) 8T9079 (1) 5P8823	5P8362 (1-1/4 TAPER) (2) 3K9770
950B, 955L, 963	4T4307 3G4307			3G4309 RH 3G4308 LH 8E5309 RH 8E5308 LH	5P8136 (1) (1X4) 1J3527 (1) (1X4-1/2)	8J2933 (1" TAPER) 8J2933 (1" TAPER)	5P8823 (1-1/4 X 4) (1) 8T9079 (1) 5P8823	5P8362 (1-1/4 TAPER) (2) 3K9770
966, 966C	3G9307	8J5307	3G5307	3G8309 RH 3G8308 LH	5P8361 (1-1/4X5) 8J2928 / 4J9058 (1X4[2] / 1X3- 1/4[1]) 8J2928 (1X4)	5P8362 (1-1/4" TAPER) 2J3507 1" 8J2933 (1" TAPER)	5P8823 (1-1/4X4)	5P8362 (1-1/4 TAPER)
963B	3G7357 3G3357			8E5359 RH 8E5358 LH 3G5359 RH 3G5358 LH	5P8361 (1-1/4X5)	5P8362 (1-1/4" TAPER)	(1) 5P8361 (1) 6V6535 5P8823 (1-1/4X4)	(2) 3K9770 5P8362 (1-1/4" TAPER)
966D, 973, 977L		8J3357			8J2928 / 4J9058 (1X4[2] / 1X3-1/4[1])	2J3507 1"		
			3G1357 (9J2357)	3G5359 RH 3G5358 LH 8E5359 RH 8E5358 LH	8J2928 (1X4)	8J2933 (1" TAPER)	5P8823 (1-1/4X4) (1) 5P8361 (1) 6V6535	5P8362 (1-1/4" TAPER) (2) 3K4770
980	8J5357 3G5357				1J3527 / 8J2928 (1X4-1/4[2] / 1X4[1]) 1J3527 (1X4-1/2)	2J3507 1" 8J2933 (1" TAPER)		
980B, 980C	1U1357		1U1359 RH 1U1358 LH		5P8361 (1-1/4X5)	5P8362 (1-1/4" TAPER)	5P8361 (1-1/4X5)	5P8362 (1-1/4" TAPER)



APPLICATION GUIDE FOR CATERPILLAR EQUIPMENT

RIPPER AND SCARIFIER PARTS

MODEL NO.	SCARIFIER		RIPPER SHANK	REPAIR ADAPT.	CENTERLINE RIPPER TIP	PENETRATION RIPPER TIP	SHANK PROTECTOR	PIN	RETAINER
	SHANK	TIP							
4, 12, 12G, 14 14G, 130G, 140G	9F5124 9F5116 T-PIN	6Y5230 (2D5572)	9J6586 ^S 9J6586 ^S 9J8913 ^C			6Y0309 (9J8910)		9W2668 (9J6583)	1U2405
6, 16G			9J3139 ^S 9J8923 ^C			6Y0359 (9J8920)		9W2678 (9J2358)	1U2405
D3, 931			8J5299 ^S		1U3201 ¹ 1U3202 ²	1U3209		8E6208	8E6209
D4, 941, 951 955, 963			9J8913 ^{C(1)} 6Y 6Y0865 ^C 9J6586 ^S			6Y0309 (9J8910)		9W2668 (9J6583)	1U2405
943, 953			1U1257 ^C		1U3251 ¹ 1U3252 ²	9J4259		8E6258 (9J2258)	8E6259 (3G9609)
D5, D6, 973, 977			9J8923 ^C 9J3139 ^S		6Y0359	6Y0359 (9J8920)		9W2678 (9J2358)	1U2405
D7			9W7382 ^S 9J1642 ^S		6Y0359	6Y0359 (9J8920)		9W2678 (9J2358)	1U2405
D8, D8L, D9				4T8315 (7J1791)	9W2451 ¹ 9W2452 ² 4T4453 ³	4T5451 ¹ 4T5452 ² 4T5453 ³	6J8814	4T2479 (7J9600) 6Y3394	8E4743
D9L, D10 D10N, D11N					4T4501 ¹ 4T4502 ² 8E8503 ³	4T5501 ¹ 4T5502 ² 4T5503 ³	9W8365	6Y1204 3G0500 9N4245	6Y1205

*** (S) = Straight (C) = Curved (1) = Short (2) = Intermediate (3) = Long

DIRT AND TRASH COMPACTOR COMPONENTS

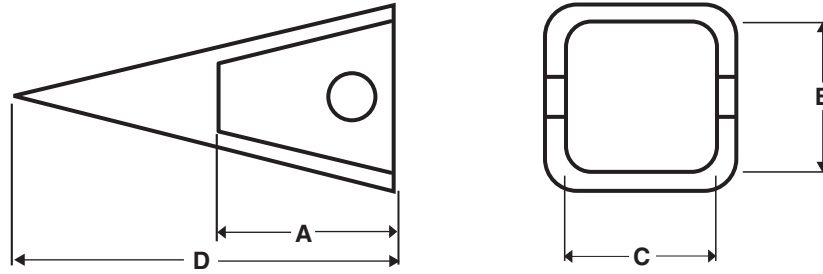
MODEL NO.	TAMPING FOOT	HD ROCK FOOT	TYPE	BOLT	NUT	WASHER	CLEANER BAR	BASE	FINGER SHANK	TIP	PIN	RETAINER
815, 815B	8K9189 2V7053	4V3851	BOLT-ON WELD-ON WELD-ON	8K9163	7H3607	5S0581	4S7928-815 4S7928-815 3S3228-815B 3S3225/ RETAINER	7K6908 7K8472	5V4311	3G8250	9J2258	3G9609
825, 835	8K9171 2V6628 7K2939	4V0668	BOLT-ON WELD-ON WELD-ON PIN-ON	8K9164 7K9535 (PIN)	7H3609	4D6419	3S3228 3S3228 3S3225/ RETAINER	7K7071 7K8472				

UNIVERSAL WELD-ON TRASH CLEAT

MODEL NO.	TRASH CLEAT NUMBER
CATERPILLAR MODELS: 816, 826	908-7 ANGLE CLEAT - DOG BONE STYLE
REX TRASH MASTER MODELS: 3-50, 3-55, 3-70	908-7 ANGLE CLEAT - DOG BONE STYLE
CATERPILLAR MODELS 836 REX MODELS 3-90	4214126501 BIG DOG CLEAT 7" TALL 4214126501-750 BIG BIG DOG CLEAT 7.5" TALL

APPLICATION GUIDE FOR CATERPILLAR EQUIPMENT

STANDARD TOOTH DIMENSIONS



GETCO PART NO.	DESCRIPTION	DIMENSIONS – INCHES / MILLIMETERS			
		A	B	C	D
1U-3202	LONG TIP	2.5 / 64	1.8 / 46	1.6 / 41	5.7 / 146
1U-3252	LONG TIP	3.2 / 83	2.7 / 68	2.0 / 51	7.5 / 191
1U-3302	LONG TIP	3.6 / 91	3.0 / 76	2.5 / 64	8.6 / 218
1U-3352	LONG TIP	4.1 / 105	3.3 / 83	3.0 / 75	9.5 / 241
7T-3402	LONG TIP	4.4 / 113	3.7 / 93	3.5 / 88	10.5 / 267
9W-8452	LONG TIP	4.8 / 122	3.9 / 98	3.9 / 98	11.4 / 289
9W-8552	LONG TIP	5.6 / 141	4.3 / 108	4.7 / 119	13.3 / 337

CATERPILLAR LOADER TIPS VERTICAL-PIN STYLE (OLD STYLE)

MODEL NO.	SHORT TIP	LONG TIP	ROCK TIP	PIN	LOCK
920, 922, 930 931, 933, 941 944	5K-2924	4K-6936	*	4K-0043	4K-0041
930, 944, 950 951, 955, 966	5K-2925	4K-0034	*	4K-0043	4K-0041
950, 966, 977, 980	5K-2926	4K-6148	6K-7227	4K-0032	4K-0008
966, 977, 980, 983, 988 983, 988	5K-4997 6K-6644	4K-4962 6K-6643	6K-7228 6K-7229	4K-0033 6K-0004	4K-0006 8J-4102
992 992	* 6K-2765	6K-7886 6K-2766	6K-7737 *	6K-0061 6K0004	8J-0071 8J-4102

APPLICATION GUIDE FOR CASE EQUIPMENT

CRAWLER LOADER PARTS

MODEL NO.	CASE TOOTH #	GETCO TOOTH #	DESCRIPTION	CASE ADAPTER #	GETCO ADAPTER #	CASE PIN #	GETCO PIN #
310, 450	D39093 D51750 D44193	23R 230 23HD	FAB TOOTH TOOTH HD FAB TOOTH	B91263	N/A	245466A1 245466A1 245466A1	23P 23P 23P
350, 450B/C, 455C	D39093 D44193 D51750 D80119 D136045	23R 23HD 230 23THD 23TW	FAB TOOTH HD FAB TOOTH TOOTH TIGER TOOTH TWIN TIGER TOOTH	D49506, B91265	N/A	245466A1 245466A1 245466A1 245466A1 245466A1	23P 23P 23P 23P 23P
850, 850C/D 855C, 1150	D39090 L55608	24R 240	FAB TOOTH TOOTH	B9126, R33529	N/A	D39448 D39448	24P 24P
850, 1150, 1150B/C 1150D/E, 1155E, 1450 1450B, 1455B	L32089 D55468	25R 250	FAB TOOTH TOOTH	D49940, B91276 B91275, B91279 B91269, R35259 B91261, B91262	D49940,N/A N/A N/A N/A	L32090 L32090	25P 25P
1450B, 1455B	R51388	270	TOOTH	*	*	R29177	27P

WHEEL LOADER PARTS

MODEL NO.	CASE TOOTH #	GETCO TOOTH #	DESCRIPTION	CASE ADAPTER #	GETCO ADAPTER #	CASE PIN #	GETCO PIN #
621	L55608	240	TOOTH	*	*	D39448	24P
721	D55468	250	TOOTH	*	*	L32090	25P
821	R51388	270	TOOTH	*	*	R29117	27P
921	S301662			*	*		
W14C, W20C W24C	L55608	240	TOOTH	*	*	D39448	24P
W30	D55468	250	TOOTH	*	*	L32090	25P
W36	R35707	25S	CONICAL TOOTH	*	*	R31916	25/30PN 25/30LK

TRENCHERS

MODEL NO.	CASE TOOTH #	GETCO TOOTH #	DESCRIPTION	CASE ADAPTER #	GETCO ADAPTER #	CASE PIN #	GETCO PIN #
ALL (EXCEPT 760) 760	T41166 D27748	2A 3CH	CRIMP-ON TOOTH CRIMP-ON TOOTH	*	*	*	*

SKID STEER LOADERS

MODEL NO.	CASE TOOTH #	GETCO TOOTH #	DESCRIPTION	CASE ADAPTER #	GETCO ADAPTER #	CASE PIN #	GETCO PIN #
ALL	T41166	2A	CRIMP-ON TOOTH	*	*	*	*

APPLICATION GUIDE FOR CASE EQUIPMENT

BACKHOE PARTS

MODEL NO.	CASE TOOTH #	GETCO TOOTH #	DESCRIPTION	CASE ADAPTER #	GETCO ADAPTER #	CASE PIN #	GETCO PIN #
480, 480D/E/F 580B/C/D/E, 580K 590	D27748	3CH	CRIMP-ON TOOTH	D26268	8343C	245466A1	23P
	D39093	23R	FAB TOOTH				
	D51750	230	TOOTH				
	D36720	3CH	CRIMP-ON TOOTH				
	D44193	23HD	HD FAB TOOTH				
	D80119	23THD	TIGER TOOTH				
	D136045	23TW	TWIN TIGER				
	ZJZ23W	23W	TOOTH				
ZJZ230P	230ST	FLARE TOOTH STAR TOOTH					
580CK, 680	D39093	23R	FAB TOOTH	B91262	230010	245466A1	23P
	D51750	230	TOOTH	B91262	230010	245466A1	23P
	D80119	23THD	TIGER TOOTH	B91262	230010	245466A1	23P
	D136045	23TW	TWIN TIGER	B91262	230010	245466A1	23P
	ZJZ23W	23W	TOOTH FLARE TOOTH	B91262	230010	245466A1	23P
580K	D39093	23R	FAB TOOTH	B91340 STD	83423 D48212	245466A1	23P
	D51750	230	TOOTH	BUCKET			
	D44193	23HD	HD FAB TOOTH	D48212 HD			
	D80119	23THD	TIGER TOOTH	BUCKET			
	D136045	23TW	TWIN TIGER				
	ZJZ23W	23W	TOOTH FLARE TOOTH				
680	L32089	25R	FAB TOOTH	B91258	N/A	L32090	25P
	D55468	250	TOOTH				
780CK	L32089	25R	FAB TOOTH	L43245	2500150	L32090	25P
	D55468	250	TOOTH	L43245	2500150	L32090	25P

EXCAVATOR PARTS

MODEL NO.	CASE TOOTH #	GETCO TOOTH #	DESCRIPTION	CASE ADAPTER #	GETCO ADAPTER #	CASE PIN #	GETCO PIN #
688, 888 1088	P604281 P604282	*	*	*	*	*	*
880D, 1085 1085B/C	S615008	*	*	*	*	*	*
1280, 1280B	S615004	*	*	*	*	*	*
1285, 1286	S615008	*	*	*	*	*	*
880	D39093	23R	FAB TOOTH	B91262	230010	245466A1	23P
	D51750	230	TOOTH	B91262	230010	245466A1	23P
	D44193	23HD	HD FAB TOOTH	B91262	230010	245466A1	23P
	D80119	23THD	TIGER TOOTH	B91262	230010	245466A1	23P
	D136045	23TW	TWIN TIGER	B91262	230010	245466A1	23P
	ZJZ23W	23W	TOOTH	B91262	230010	245466A1	23P
				FLARE TOOTH			
880, 880R	L32089	25R	FAB TOOTH	L43245	2500150	L32090	25P
	D55468	250	TOOTH	L43245	2500150	L32090	25P

APPLICATION GUIDE FOR JOHN DEERE EQUIPMENT

EXCAVATOR PARTS

MODEL NO.	DEERE #	GETCO #	DESCRIPTION	DEERE PIN / RETAINER #	GETCO PIN / RETAINER #
70, 70D	TH106698	18TL	CONICAL TOOTH		18PN PIN/18LK LOCK
190E	T56524 T72584	23THD 23THD	TIGER TOOTH TIGER TOOTH	T40910 T40910	23P 23P
290D	T115117 TX160 EX21SYL	160 21SYL	PARABOLIC TOOTH HELILOCK TOOTH		160P 21LKS PIN
490, D, E, 495D 590D, 595D	TH100339	30S	CONICAL TOOTH		25/30PN - 25/30LK
690, 690A	AT33513 T72583 T33187 T35516 T72581	250 250 40S 35S 250THD	TOOTH TOOTH CONICAL TOOTH CONICAL TOOTH TIGER TOOTH	U45574 U45574 T33147/T33188 T35517/T33188 U45574	25P 25P 40PN-35/40LK 35PN-35/40LK 25P
690B, 690C 690D, 690E	AT33513 T72583 T35516 T72581	250 250 35S 250THD	TOOTH TOOTH CONICAL TOOTH TIGER TOOTH	U45574 U45574 T35517/T33188 U45574	25P 25P 35PN-35/40LK 25P
790, 792	T33187 TH109818	40S 40S	CONICAL TOOTH CONICAL TOOTH	T33147/T33188 T33147/T33188	40PN-35/40LK 40PN-35/40LK
790D, 790E 890, 890A	TH109818	40S	CONICAL TOOTH	T33147/T33188	40PN-35/40LK
892D, 892E, 990	T47166	45S	CONICAL TOOTH		45PN/45LK

BACKHOE PARTS

MODEL NO.	DEERE #	GETCO #	DESCRIPTION	DEERE PIN #	GETCO PIN #	WELD-ON GETCO ADAPTER	ADAPTER DESCRIPTION
210C, 310A/B/C/D	U10577	2A	CRIMP-ON TOOTH	T40910	23P	2ABF, 2AF	BOTTOM FLUSH MOUNT
	U14437	3CH	CRIMP-ON TOOTH			8343C	CHECK MARK ADAPTER
	U13929	23R	TOOTH			230075, 230010	3/4" LIP / 1" LIP
315, 315CH, 401D	U42751	23R	FAB TOOTH	T40910	23P	230075, 230010	3/4" LIP / 1" LIP
410, 410B/C/D, 500	T72547	3CH	CRIMP-ON TOOTH			8343C	CHECK MARK ADAPTER
500A/B/C, 510	T72548	23W	WIDE TOOTH	T40910	23P	230075, 230010	3/4" LIP / 1" LIP
510B/C, 610B/C	T54317	230	TOOTH	T40910	23P	230075, 230010	3/4" LIP / 1" LIP
710B/C/D	U43790	23HD	HD FAB TOOTH	T40910	23P	230075, 230010	3/4" LIP / 1" LIP
	T72584	23THD	TIGER TOOTH	T40910	23P	230075, 230010	3/4" LIP / 1" LIP
	IP8623TP	23TW	TWIN TIGER	T40910	23P	230075, 230010	3/4" LIP / 1" LIP

CALL GETCO TODAY : EAST COAST 800-438-2699 (FAX 770-965-8095) • WEST COAST 888-438-2687 (FAX 206-780-2783)

All manufacturers' names, numbers, symbols and descriptions are used for reference purposes only, and it is not implied that any part listed is the product of these manufacturers.

APPLICATION GUIDE FOR JOHN DEERE EQUIPMENT

WHEEL LOADER PARTS

MODEL NO.	DEERE TOOTH #	GETCO TOOTH #	DESCRIPTION	DEERE PIN / RETAINER #	GETCO PIN / RETAINER #
84	T115680	*	*	*	*
344E	AT121474 AT121475	* *	* *	* *	* *
444,444C 444CH,444D	U16086	T29987	LONG TOOTH	T25101 ROLL PIN	T25101 ROLL PIN (160P ROLL PIN)
444E	AT1211474 AT1211475	* *	* *	* *	* *
544,544A 544B, 544C	U16086	T29887	LONG TOOTH	T25101 ROLL PIN	T25101 ROLL PIN (160P ROLL PIN)
544E, 644E	T105690	T105690	LONG TOOTH	T112195 PIN	T112196 RETAINER
644, 644A 644B, 644C	T29887	T29887	LONG TOOTH	T25101 ROLL PIN	T25101 ROLL PIN (160P ROLL PIN)
744E, 844	T56004 T69647	T69647 T69647	LONG TOOTH LONG TOOTH	T67083 PIN 3G9609 RETAINER	9J2308 PIN 3G9609 RETAINER

CRAWLER LOADER PARTS

MODEL NO.	DEERE #	GETCO #	PIN #	RETAINER #
350, 350B/C 355D	U13449	*	*	*
450, 450B,450C 455D/E, 555A/B	U16086	T29887	T25101 (160P)	*
455G, 555G	T105690	T105690	T112195	T112196
655, 655B, 755 755A/B, 855	T29887 T69647	T29887 T69647	T25101 (160P) T67083 (9J2308)	* 3G9609

* = NOT AVAILABLE

APPLICATION GUIDE FOR MISCELLANEOUS EQUIPMENT

FIAT PARTS

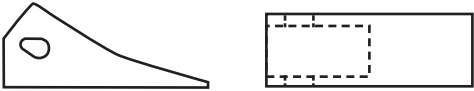

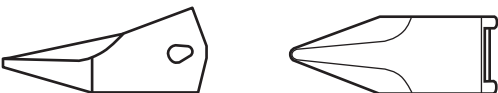

MODEL NO.	FIAT TOOTH #	GETCO TOOTH #	DESCRIPTION	FIAT PIN / LOCK #	GETCO PIN / LOCK #
FA345 RUBBER TIRE	73109924 73115406 73109935	230 230 23THD	TOOTH TOOTH TIGER TOOTH	2017635 2017635 73109926	23P FLEX PIN 23P FLEX PIN 23P FLEX PIN
7G, FL7 CRAWLER 545, 645 RUBBER TIRE	73109925 73020853	240 20853	TOOTH TOOTH	2019642 654172-P	24P FLEX PIN T25101 ROLL PIN (160P ROLL PIN)
FR10 RUBBER TIRE	73062624	240	TOOTH	2019642	24P FLEX PIN
FL9 CRAWLER FL10 CRAWLER	70684378 70692522 731154504	250	TOOTH	70199012	25P FLEX PIN
12G CRAWLER FL14 CRAWLER 745 EXCAVATOR	73115405 73065066 70679206	270	TOOTH	70666356 70666356	27P FLEX PIN 27P FLEX PIN

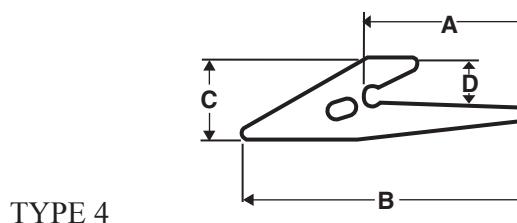
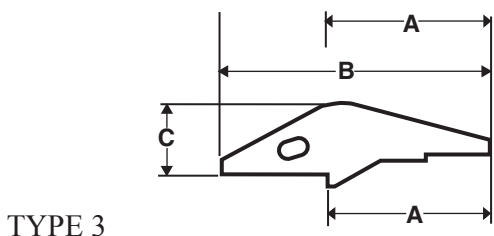
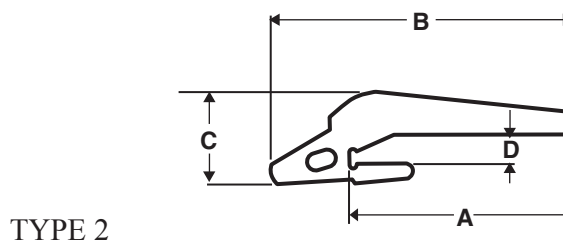
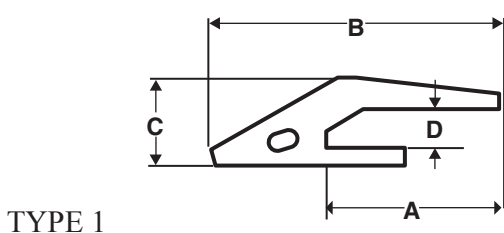
BOBCAT PARTS

MODEL NO.	BOBCAT TOOTH #	GETCO TOOTH #	DESCRIPTION	BOBCAT ADAPTER #	GETCO ADAPTER #	BOBCAT PIN / LOCK #	GETCO PIN / LOCK #
743, 753, 843	1550017B	2A	CRIMP-ON TOOTH	6560375	2AF	-	-
853	6630424	23HD 230	TOOTH, FABRICATED TOOTH	6518120	2300FL	6567620	23P
331,325	6716001	156L	TOOTH			14J373B	156P

Getco Notes:

H & L STYLE ADAPTERS & TEETH

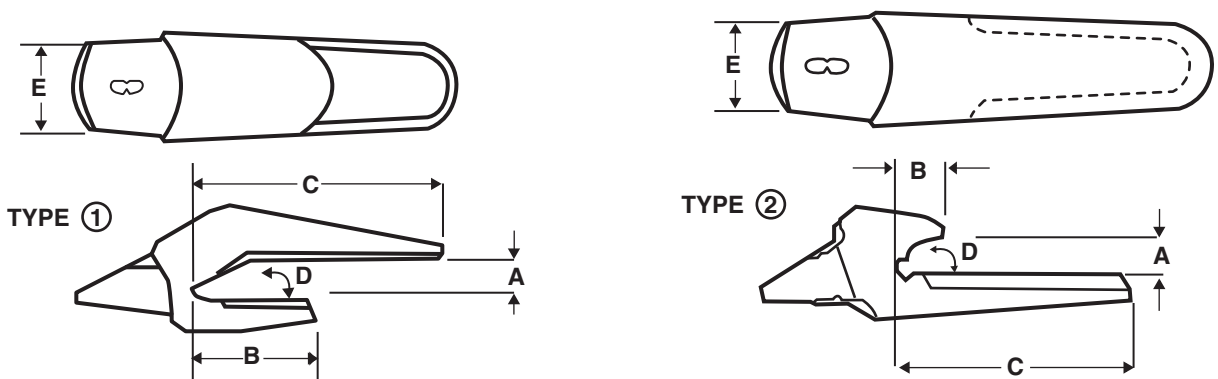
PROFILE	POINT TYPE	APPLICATION	AVAILABLE IN GETCO SERIES
	Sharp	General Digging Applications	2A, 3C, 23HD 230, 240 250, 270
	Star	Extra Penetration For Compact Soil Conditions	230, 250
	Tiger	Penetrator For Compact Soil Conditions and Rocky Conditions	230, 240, 250
	Twin	Twin Penetrator	230, 250



GETCO PART #	DIMENSIONS-INCHES / MILLIMETERS				
	TYPE	A	B	C	D
2AF	3	3.8 / 95.3	6.3 / 160.3	1.6 / 41.6	N/A
8352A	4	3.9 / 98.3	6.8 / 173.0	2.1 / 52.3	1.1 / 26.9
8343C	4	3.1 / 79.3	6.8 / 172.2	1.8 / 46.2	0.8 / 20.3
2300-FL	3	4.7 / 118.2	7.9 / 200.7	2.4 / 61.4	N/A
834-23	4	4.0 / 101.6	7.2 / 182.9	2.3 / 57.2	1.0 / 25.4
D48212	1	5.6 / 143.5	8.8 / 222.3	2.9 / 74.9	1.1 / 26.9
2300-75	1	4.6 / 117.5	7.5 / 189.7	2.4 / 61.7	1.0 / 25.4
2300-10	1	4.5 / 114.3	8.0 / 203.2	2.7 / 68.1	1.1 / 26.9
2400-10	1	5.5 / 139.7	10.1 / 257.8	2.9 / 72.9	1.1 / 26.9
2500-150	2	4.6 / 142.8	10.3 / 261.9	3.1 / 79.3	1.6 / 39.6
2700-150	2	10.0 / 254.0	15.1 / 384.1	3.3 / 82.6	1.6 / 40.4

ESCO STYLE ADAPTERS & TEETH

PROFILE	POINT TYPE	APPLICATION	AVAILABLE IN GETCO SERIES
	R (Rock)	Severe, Abrasive Applications	30, 35, 40, 45
	VIP	Non - Centerline Tiger Point For Increased Penetration	25, 30, 35, 40, 45, 50, 55
	TF	Non - Centerline General Purpose Flare Tooth	25
	S	Sharp Tooth For General Purpose and Heavy Duty	25, 30, 35, 40, 45, 50
	RDX	Rock - Chisel For Extra Penetration In Abrasive Applications	30, 40, 45, 50, 55



PART #	DIMENSIONS-INCHES / MILLIMETERS				Angle- Degree	Nose- Width
	TYPE	A	B	C	D	E
3806-25	1	1.4 / 34.9	4.9 / 125.4	7.5 / 190.5	20	2.0 / 50.8
3807-30	1	1.3 / 31.8	5.7 / 146.0	9.0 / 228.6	20	2.3 / 59.5
3808-35	1	1.4 / 36.5	6.0 / 152.4	9.0 / 228.6	20	2.9 / 73.4
3809-40	1	1.7 / 42.9	7.3 / 184.2	10.7 / 273.0	20	3.3 / 84.9
3810-45	1	2.1 / 54.0	8.0 / 203.2	12.6 / 320.7	20	3.7 / 94.8
833-18	2	1.1 / 28.6	2.0 / 50.8	3.6 / 90.5	30	1.6 / 41.3
855-25	2	1.1 / 28.6	2.0 / 50.8	5.0 / 127.0	30	2.0 / 50.8
855-30	2	1.3 / 31.8	2.0 / 50.8	5.3 / 133.4	30	2.4 / 61.5
3803-35	2	1.2 / 30.2	3.7 / 93.7	10.8 / 273.1	20	2.9 / 73.4

OEM REFERENCE GUIDE

ALLIS-CHALMERS

2017636	23HD	TOOTH
2017635	23P	FLEX PIN
1010152	230	TOOTH
1009357	230010	ADAPTER
2014921	3CH	TOOTH
2017634	83423	ADAPTER

AMERICAN EXCAVATORS

814557	40S	TOOTH
814560	40PN	PIN
832225	35/40LK	LOCK

BANTAM

122254	240	TOOTH
1262370	T25101	ROLL PIN
42215	25P	FLEX PIN
42216	250	TOOTH
46403	250THD	TIGER TOOTH
49274	240	TOOTH
57389	27P	FLEX PIN
57398	270	TOOTH
B-46220	250	TOOTH

BARBER-GREEN

50L-50	8352A	ADAPTER
50L-71	2A	TOOTH
A3-1957	8343C	ADAPTER
A3-1960	3C	TOOTH
A3-2675W	2A	TOOTH
A3-2891W	2A	TOOTH
P-3813	8343C	ADAPTER

BOAR

200	2A	TOOTH
201	3CH	TOOTH
201 A	3CH	TOOTH
202	3CH	TOOTH
202-5	8343C	ADAPTER
222-54	2400B	ADAPTER
400	230	TOOTH
400-B	23THD	TIGER TOOTH
400-PX	23THD	TIGER TOOTH
401	240	TOOTH
402	250	TOOTH
403	270	TOOTH
403-A	270	TOOTH
620	2D5572	SCAR. TIP
2306	T25101	ROLL PIN
2400	23P	FLEX PIN
2401	24P	FLEX PIN
2402	25P	FLEX PIN
2403	27P	FLEX PIN
2403-A	27P	FLEX PIN

BOBCAT

1550017B	2A	TOOTH
1550041B	3CH	TOOTH
6518120	230075	ADAPTER

BOBCAT -- CONTINUED

6560375	2AF	ADAPTER
6567620	23P	FLEX PIN
6630424	23HD	TOOTH
6657330	230	TOOTH

CASE

3100	2A	TOOTH
A-128J-3P	8343C	ADAPTER
D-129197	2500150	ADAPTER
D-134686	23P	PIN
D-26368	8343C	ADAPTER
D-27748	3CH	TOOTH
D-31312	250	TOOTH
D-36720	3CH	TOOTH
D-36729	3CH	TOOTH
D-39090	24R	TOOTH
D-39093	23R	TOOTH
D-39094	23P	FLEX PIN
D-39448	24P	FLEX PIN
D-41659	230010	ADAPTER
D-44193	23HD	TOOTH
D-48035	230075	ADAPTER
D-48212	D48212	ADAPTER
D-49940	D49940	ADAPTER
D-51750	230	TOOTH
D-55468	250	TOOTH
D-55608	240	TOOTH
D-58592	3CH	TOOTH
D-80119	23THD	TIGER TOOTH
H-036657	8352A	ADAPTER
L-32089	25R	TOOTH
L-32090	25P	FLEX PIN
L-43266	230010	ADAPTER
L-55608	240	TOOTH
R-26685	250	TOOTH
R-31915	30S	SHARP TOOTH
R-31916	25/30PN	PIN
R-35317	18TL	TILT TOOTH
R-35318	18PN	PIN
R-35319	18LK	LOCK
R-35707	25S	SHARP TOOTH
R-38572	18TL	TILT TOOTH
R-51388	270	TIP
S-90192	35/40LK	LOCK
S-91259	35S	SHARP TOOTH
S-91265	35PN	PIN
S-96431	30S	SHARP TOOTH
T-41166	2A	TOOTH

CATERPILLAR

0772832	240	TOOTH
0772833	24P	PIN
1003130	9N4352	TOOTH
1010705	1U3202WT	TOOTH
1010707	1U3252WT	TOOTH
1010708	1U3302WT	TOOTH
1010709	1U3352WT	TOOTH
1010711	1U3452WT	TOOTH

OEM REFERENCE GUIDE**CATERPILLAR -- CONTINUED**

1010712	1U3552WT	TOOTH
1073300	4T1300	TOOTH
1073350	8J3350	TOOTH
1073378	1U1558	PIN
1073400	7T3400	TOOTH
1073450	8J1450	TOOTH
1073550	7J9550	TOOTH
1078559	3G9559	RETAINER
1140358	9J2358	PIN
1140359	8E6359	RETAINER
1140468	8E0468	PIN
1143469	8E8469	RETAINER
1167408	7T3408	PIN
1167409	7T3409	RETAINER
937682	25/30PN	PIN
937683	25/30LK	LOCK
952623	35PN	PIN
955564	35/40LK	LOCK
955563	40PN	PIN
952653	45PN	PIN
952654	45LK	LOCK
6R4289	23P	FLEX PIN
6E5232	230	TOOTH
8E1239	23THD	TOOTH
9W9879	30S	TOOTH
9W9880	35S	TOOTH
9W9881	40S	TOOTH
9W9882	45S	TOOTH
9W9883	30VIP	TOOTH
9W9884	35VIP	TOOTH
9W9885	40VIP	TOOTH
9W9886	45VIP	TOOTH
9W9887	35ABR	TOOTH

CLARK

562659	230	TOOTH
562660	23P	FLEX PIN
562663	240	TOOTH
562667	250	TOOTH
562671	270	TOOTH
562672	27P	FLEX PIN
889237	3CH	TOOTH
947592	83423	ADAPTER
1502964	45PN	PIN
1502965	45LK	LOCK
1502973	35/40LK	LOCK
1502974	40PN	PIN
1504271	25/30LK	LOCK
1504272	25/30PN	PIN
1542222	45R	ROCK TOOTH
1542259	30R	ROCK TOOTH
1542261	30S	SHARP TOOTH
1542262	40R	ROCK TOOTH
1542264	40S	SHARP TOOTH
1542266	45S	SHARP TOOTH
1545174	50R	ROCK TOOTH
1545175	50PN	PIN
1545176	50LK	LOCK

CLARK -- CONTINUED

1546378	50S	SHARP TOOTH
1550017	2A	TOOTH
1563478	50S	SHARP TOOTH
1801808	45PN	PIN
1801809	45LK	LOCK
1801811	35/40LK	LOCK
1801812	40PN	PIN
1801814	25/30LK	LOCK
1801815	25/30PN	PIN
1801816	45R	ROCK TOOTH
1801817	30R	ROCK TOOTH
1801819	40R	ROCK TOOTH
1801821	45S	SHARP TOOTH
1801822	50R	ROCK TOOTH
1801823	50PN	PIN
1801824	50LK	LOCK
1801830	55PN	PIN
1801831	55LK	LOCK
2516373	55R	ROCK TOOTH
3674444	55LK	LOCK
3677327	55PN	PIN
5209689	2D5572	SCAR. TIP

CLARK-HANCOCK

102161109	230	TOOTH
102161110	23P	FLEX PIN
102900010	2A	TOOTH
UE-11701-B	250	TOOTH
UE-11701-C	25P	FLEX PIN

CLARK-LORRAINE-THEW

P-36258	40PN	PIN
P-36259	35/40LK	LOCK
P-36283	40S	SHARP TOOTH
P-36290	45S	SHARP TOOTH
P-36291	45PN	PIN
P-36292	45LK	LOCK

DEERE

AT-33513	250	TOOTH
T-25101	T25101	ROLL PIN
T-29886	T29886	ADAPTER
T-29887	T29887	TOOTH
T-33146	35/40LK	LOCK
T-33147	40PN	PIN
T-33187	40S	SHARP TOOTH
T-33188	35/40LK	LOCK
T-35516	35S	SHARP TOOTH
T-35517	35PN	PIN
T-36126	230075	ADAPTER
T-40910	23P	FLEX PIN
T-47164	45LK	LOCK
T-47165	45PN	PIN
T-47166	45S	SHARP TOOTH
T-54317	230	TOOTH
T-56524	23THD	TIGER TOOTH
T-67083	9J2308	PIN
T-69647	T69647	TOOTH

OEM REFERENCE GUIDE

DEERE -- CONTINUED

T-72547	3CH	TOOTH
T-72581	250T	TIGER TOOTH
T-72583	250	TOOTH
T-72584	23THD	TIGER TOOTH
TH-100339	30S	SHARP TOOTH
TH-106698	18TL	TILT TOOTH
TH-109818	40S	TIP
U-10432	83423	ADAPTER
U-10577-U	2A	TOOTH
U-10580-U	8352A	ADAPTER
U-13029-U	23R	TOOTH
U-13928-U	83423	ADAPTER
U-13929-U	23R	TOOTH
U-14436-U	8343C	ADAPTER
U-14437-U	3CH	TOOTH
U-15517-U	U15517	TOOTH
U-16086-U	T29887	TOOTH
U-42750	230075	ADAPTER
U-42751	23R	TOOTH
U-43790	23HD	TOOTH
U-45349	2500150	ADAPTER
U-45574	25P	FLEX PIN
AU-12534	3CH	TOOTH

FIAT-ALLIS

H-162	2A	TOOTH
20853	20853	TOOTH
062160	2D5572	SCAR. TIP
654172-P	T25101	ROLL PIN
666984-0	270	TOOTH
918245	T25101	ROLL PIN
1001044	240	TOOTH
2014921	3CH	TOOTH
2017634	83423	ADAPTER
2017635	23P	FLEX PIN
2017636	230	TOOTH
2019642	24P	FLEX PIN
2019644	240	TOOTH
70062160	2D5572	SCAR. TIP
70199012	25P	FLEX PIN
70657737	36P	FLEX PIN
70666356	27P	FLEX PIN
70666983	27P	FLEX PIN
70666984	270	TOOTH
70679206	270	TOOTH
70684378	250	TOOTH
70692522	250	TOOTH
73020853	20853	TOOTH
73062624	240	TOOTH
73065066	270	TOOTH
73066439	240	TOOTH
73070461	240	TOOTH
73109921	2A	TOOTH
73109922	3CH	TOOTH
73109923	230	TOOTH
73109924	230	TOOTH
73109925	240	TOOTH
73109926	23P	FLEX PIN

FIAT-ALLIS -- CONTINUED

73109927	24P	FLEX PIN
73109933	240	TOOTH
73109934	3CH	TOOTH
73109935	230	TOOTH
73109935	23THD	TIGER TOOTH
73115404	250	TOOTH
73115405	270	TOOTH
73115406	230	TOOTH
73138753	36ST	STAR TOOTH

FMC/LINKBELT

3V-37	270	TOOTH
3V-38	27P	FLEX PIN
3V0031	129/40	STAKE ADAPTER
3V0060	45LK	LOCK
3V0061	45S	SHARP TOOTH
3V0071	40S	SHARP TOOTH
3V0072	40PN	PIN
3V0073	35/40LK	LOCK
3V0074	45PN	PIN
3V0076	40S	TOOTH
3V0078	129/45	STAKE ADAPTER
3V0082	25/30LK	LOCK
3V0276	25RBG	BUSHING
3V0277	25RPG	RIPPER PIN
3V0278	25R11	11" RIPPER TIP
3V0280	129/25R	STAKE ADAPTER
3V0382	50LK	LOCK
3V0383	50PN	PIN
3V0384	50S	SHARP TOOTH
3V0385	158/50	STAKE ADAPTER
3V0634	50S9F	FLARE TOOTH
3V0634	50S9F	FLARE TOOTH
3V0648	35R14	14" RIPPER TIP
3V0649	35RBG	BUSHING
3V0650	35RPG	RIPPER PIN
3V0700	45SD	SHARP TOOTH
3V0701	40S7F	FLARE TOOTH
3V0703	40VIP	TIGER TOOTH
3V0704	25S	SHARP TOOTH
3V0705	25VIP	TIGER TOOTH
3V0706	35S	SHARP TOOTH
3V0707	35VIP	TIGER TOOTH
3V0708	45VIP	TIGER TOOTH
3V0709	55SL	SHARP TOOTH
3V0710	55VIP	TIGER TOOTH
3V0711	25/30PN	PIN
3V0712	35PN	PIN
3V0713	55LK	LOCK
3V0714	55PN	PIN
3V0719	119/35	STAKE ADAPTER
3V0725	40RDX	ROCK CHISEL
3V0726	45RDX	ROCK CHISEL
3V0727	50RDX	ROCK CHISEL
3V0730	50VIP	TIGER TOOTH
3V0731	55RDX	ROCK CHISEL
3V0734	40TVIP	TWIN TIGER
3V0735	45TVIP	TIGER TOOTH

OEM REFERENCE GUIDE

FMC/LINKBELT -- CONTINUED

3V0736	50TVIP	TIGER TOOTH
3V0740	29WI	FLUTED WEDGE
3V0741	29SP	SPOOL
3V0743	55SP	SHARP TOOTH
3V0747	30S6F	FLARE TOOTH
3V0748	30S	SHARP TOOTH
3V0749	29W2	WEDGE
3V0750	29W3	WEDGE
3V0751	35/40LKR	RATCHET LOCK
3V0752	40PNR	RATCHET PIN
3V0753	50R	ROCK TOOTH
3V0754	50H	TOOTH
3V0810	18LP	TOOTH
3V0811	18T	TOOTH
3V0812	18PN	PIN
3V0813	18LK	LOCK
3V0814	855/18	ADAPTER
3V0817	50LP	TOOTH
3V0818	55LP	TOOTH
3V0821	45R	ROCK TOOTH
3V0822	WN40	W/O NOSE
3V0823	40R	ROCK POINT
3V0824	40SF	FLARE TOOTH
3V0873	871/30	ADAPTER
3V0874	802/40	ADAPTER
3V0876	2810/45	ADAPTER
3V0877	3811/50	ADAPTER
3V1010	151/50	STAKE ADAPTER
3V1012	151/55	STAKE ADAPTER
3V1013	55TVIP	TIGER TOOTH
3V1015	1771/45	CLAM ADAPTER
3V1023	18SL	TOOTH
3V1024	18TF	TOOTH
3V1031	25S	TOOTH
3V1033	25R	ROCK TOOTH
3V1035	25T	TILT TOOTH
3V1036	25TF	TILT TOOTH
3V1037	30S	TOOTH
3V1041	30AP	TOOTH
3V1046	30R	ROCK TOOTH
3V1048	30T	TILT TOOTH
3V1049	30VIP	TIGER TOOTH
3V1050	35AP	TOOTH
3V1052	35R	ROCK TOOTH
3V1053	35S6F	FLARE TOOTH
3V1054	35T	TILT TOOTH
3V1055	35TLP	TILT TOOTH
3V1057	40AP	TOOTH
3V1059	40S	TOOTH
3V1061	40S	SHARP TOOTH
3V1062	40S6F	FLARE TOOTH
3V1063	40S	SHARP TOOTH
3V1064	40T	TILT TOOTH
3V1065	45S	TOOTH
3V1066	45AP	TOOTH
3V1068	45LP	TOOTH
3V1069	45S8F	FLARE TOOTH
3V1070	45S	SHARP TOOTH

FMC/LINKBELT -- CONTINUED

3V1071	45T	TILT TOOTH
3V1072	50	TOOTH
3V1075	50AP	TOOTH
3V1078	50SL	SHARP TOOTH
3V1079	50SLD	SHARP TOOTH
3V1080	50S	SHARP TOOTH
3V1081	50T	TILT TOOTH
3V1082	55S	TOOTH
3V1084	55AP	TOOTH
3V1085	55R	ROCK TOOTH
3V1087	55S	SHARP TOOTH
3V1088	55S	SHARP TOOTH
3V1089	55T	TILT TOOTH
3V1103	18VIP	TIGER TOOTH
3V1104	35VIPL	TIGER TOOTH
3V1105	35TVIP	TWIN TIGER
3V1106	40VIP	TIGER TOOTH
3V1107	45VIP	TIGER TOOTH
3V1108	50VIP	TIGER TOOTH
3V1109	55VIP	TIGER TOOTH
3V1121	1837A47	ADAPTER
3V1138	25/30PNR	RATCHET PIN
3V1139	25/30LKR	RATCHET LOCK
3V1140	35PNR	RATCHET PIN
3V1141	45PNR	RATCHET PIN
3V1142	45LKR	RATCHET LOCK
3V1143	50PNR	RATCHET PIN
3V1144	50LKR	RATCHET LOCK
3V1145	55PNR	RATCHET PIN
3V1146	55LKR	RATCHET LOCK
3V1168	WN45	W/O NOSE
3V1170	WN50	W/O NOSE
3V1171	WN55	W/O NOSE
3V1173	47LK	LOCK
3V1174	157A47	STAKE ADAPTER
3V1176	157A57	STAKE ADAPTER
3V1178	57LK	LOCK
3V1179	57SYL	TOOTH
3V1180	57VIP	TOOTH
3V1181	57R	TOOTH
3V1184	47ARL	TOOTH
3V1185	47LP	TOOTH
3V1186	47R	TOOTH
3V1187	47TVIP	TOOTH
3V1188	47VIP	TOOTH
3V1191	21VIP	TOOTH
3V1195	37LK	LOCK
3V1197	129A37	STAKE ADAPTER
3V1199	21R	TOOTH
3V1200	21TVIP	TOOTH
3V1201	21LK	LOCK
3V1203	W21	W/O NOSE
3V1204	871A21	ADAPTER
3V1205	27R	TOOTH
3V1207	27TVIP	TOOTH
3V1208	27VIP	TOOTH
3V1210	WN27	W/O NOSE
3V1211	129A27	STAKE ADAPTER

OEM REFERENCE GUIDE

FMC/LINKBELT -- CONTINUED

3V1213	37ARL	TOOTH
3V1214	37R	TOOTH
3V1215	37TVIP	TWIN TIGER
3V1216	37VIP	TIGER TOOTH
3V1217	WN37	W/O NOSE
3V1218	802A37	ADAPTER
3V1220	WN47	W/O NOSE
3V1222	129A47	STAKE ADAPTER
3V1225	57ARL	TOOTH
3V1226	57LP	TOOTH
3V1227	WN57	W/O NOSE
3V1229	1819A57	ADAPTER
3V1237	46R	TOOTH
3V1239	21TFP	TOOTH
3V1240	21TFPL	TOOTH
3V1242	27TFP	TOOTH
3V1245	37S7F	TOOTH
3V1246	37S8F	TOOTH
3V1247	37TFP	TOOTH
3V1248	37TVP	TOOTH
3V1249	37VP	TOOTH
3V1250	47SD	TOOTH
3V1251	47TFP	TOOTH
3V1252	57TF	TOOTH
3V1254	2839/27	ADAPTER
3V1256	1899A27	ADAPTER
3V1265	37SYL	TOOTH
3V1266	WN30	W/O NOSE
3V1267	37SD	TOOTH
3V1268	119-21	STAKE ADAPTER
3V1269	119-27	STAKE ADAPTER
3V1274	21SYL	TOOTH
3V1275	27SYL	TOOTH
3V1338	21S5F	TOOTH
3V1339	27S6F	TOOTH
3V1340	47SYL	TOOTH
3V1347	47S9F	TOOTH
3V1350	21LKS	LOCK-SHARP
3V1352	37LKS	LOCK-SHARP
3V1353	47LKS	LOCK
3V1354	57LKS	LOCK
3V1356	5827/27	ADAPTER
3V1367	27LKX	LOCK
3V1370	5824/37	ADAPTER
3V1372	46VIP	TIGER TOOTH
3V1373	46TVIP	TIGER TOOTH
3V1417	21SD	TOOTH
3V1423	27SD	TOOTH
3V1424	57TVIP	TOOTH
3V1426	5826L27	ADAPTER
3V1427	5826R27	ADAPTER
3V1441	5823L37	ADAPTER
3V1442	5823R37	ADAPTER
3V1454	4893-37	ADAPTER
3V1456	57SD	TOOTH
3V1457	57SYL	TOOTH
17V-341	2A	TOOTH

FORD

ECO34	8075	TIP
FP-186	250THD	TIGER TOOTH
FP-187	250TW	TWIN TIGER
54C-121	2A	TOOTH
54C-122	8352A	ADAPTER
114549	3CH	TOOTH
190798	8343C	ADAPTER
251472	23R	TOOTH
251473	230	TOOTH
251474	23THD	TIGER TOOTH
251475	23TW	TWIN TIGER
251476	23W	WIDE TIP
251477	24R	TOOTH
251478	240	TOOTH
251479	24W	WIDE TOOTH
251480	250	TOOTH
270163	2A	TOOTH
290206	3CH	TOOTH
293006	83423	ADAPTER
293007	23P	FLEX PIN
293008	23HD	TOOTH
7700621	18PN	PIN
7700622	18TL	TOOTH
7700623	18LK	LOCK
7700626	833/18	ADAPTER
7703113	240	TOOTH
7703116	2500125	ADAPTER
7703117	250	TOOTH
7703990	230075	ADAPTER
7704302	230010	ADAPTER
7704801	8352A	ADAPTER
7704802	8343C	ADAPTER
7704803	83423	ADAPTER
7706613	25P	FLEX PIN
9624743DS	230ST	STAR TOOTH
9624498DS	240ST	STAR TOOTH
9827955	230	TOOTH
D3NN302A	240	TOOTH
D3NN302B	250	TOOTH
D3NN302C	230	TOOTH
D3NN302C	23THD	TIGER TOOTH
D9NNA335AA	23P	FLEX PIN
D9NNA335BA	24P	FLEX PIN
E7NN295AA	366330	TOOTH
ECO34	8075	SCAR. TOOTH
FP186	250THD	TIGER TOOTH

GRADALL

25K-96	250	TOOTH
85961018	25/30PN	PIN
85961019	25/30LK	LOCK
86651013	25S	SHARP TOOTH

HEIN-WERNER

150377	45S	SHARP TOOTH
150378	45PN	PIN
150379	45LK	LOCK
401157	855/25	ADAPTER

OEM REFERENCE GUIDE

HEIN-WERNER -- CONTINUED

401158	25P	FLEX PIN
401160	250	TOOTH
ICM400034	240	TOOTH
ICM400035	24P	FLEX PIN

INSLEY

524024	24P	FLEX PIN
524025	25P	FLEX PIN
524026	25P	FLEX PIN
524027	27P	FLEX PIN
527125	250	TOOTH
527127	270	TOOTH
527395	40S	SHARP TOOTH
565420	240	TOOTH
H-5904	25/30PN	PIN
H-5905	25/30LK	LOCK
H-6268	40S	SHARP TOOTH
H-6269	40PN	PIN
H-6770	35/40LK	LOCK
H-7268	40S	SHARP TOOTH
H-7287	30S	SHARP TOOTH
H-8539	45S	SHARP TOOTH
H-8540	35S	SHARP TOOTH
H-8541	35PN	PIN
H-8542	45PN	PIN
H-8543	35/40LK	LOCK
H-8544	45LK	LOCK
H-8545	25R	ROCK TOOTH
H-8548	40R	ROCK TOOTH

JCB

33071181	23R	TOOTH
33071337	230	TOOTH
53103202	53103202	SIDETOOTH, RH
53103203	53103203	SIDETOOTH, LH
53103205	53103205	UNITOOTH

KOEHRING

410V-6067	55LK	LOCK
410V-6068	55PN	PIN
410V-6069	55S	SHARP TOOTH
410V-6653	25/30LK	LOCK
410V-6656	35/40LK	LOCK
410V-6657	40PN	PIN
410V-6659	45LK	LOCK
410V-6660	45PN	PIN
410V-6692	40S	SHARP TOOTH
410V-6701	35PN	PIN
410V-6729	30S	SHARP TOOTH
410V-6734	50PN	PIN
410V-6758	25/30PN	PIN
410V-6849	55R	ROCK TOOTH
410V6976	27SYL	TOOTH
410V6955	37SYL	TOOTH
410V6975	47SYL	TOOTH
410 7035	27VPN	VERT. PIN
410 7036	27VKIT	VERT. KIT
410 7039	37VPN	VERT. PIN

KOEHRING -- CONTINUED

410 7040	37VKIT	VERT. KIT
410 7043	47VPN	VERT. PIN
410 7044	47VKIT	VERT. KIT
900V-7638	45S	SHARP TOOTH
900V-8731	40RDX	ROCK CHISEL
900V-0276	40R	ROCK TOOTH
56487	270	TOOTH
57389	27P	PIN

KOMATSUIDRESSER

103659-C1	23THD	TIGER TOOTH
1107996C1	4746/18	ADAPTER
1137223C1	35PN	FIN
1137906C1	5700/25	ADAPTER
1206371H1	57R	TOOTH
1206372H1	57LK	LOCK
1207873H1	4848/57	ADAPTER
1207874H1	4849R57	ADAPTER
1207875H1	4849L57	ADAPTER
1207876H1	4850/57	ADAPTER
1208542H1	47TFP	TOOTH
1208542H2	47TG	TOOTH
1208543H1	47LK	LOCK
1208638H1	4862/27	ADAPTER
1208639H1	4860L27	ADAPTER
1208640H1	4860R27	ADAPTER
1208641H1	4861L27	ADAPTER
1208642H1	4861R27	ADAPTER
1208649H1	27TFP	TOOTH
1208649H2	27TG	TOOTH
1208650H2	27LK	LOCK
1210357H1	4793B27	ADAPTER
1216187H1	57TF	TOOTH
1218746H1	57ARL	TOOTH
1218746H2	57AG	TOOTH
1218749H1	47R	TOOTH
1218750H1	47ARLB	TOOTH
1218750H2	47AG	TOOTH
1218810H1	27R	TOOTH
1218811H1	27ARL	TOOTH
1218811H2	27AG	TOOTH
1233357H1	21R	TOOTH
1233358H1	21SYL	TOOTH
1233359HJ	21LK	LOCK
1233375H1	5777A21	B/O ADAPTER
1236250H2	5791/21	B/O ADAPTER
1237300H1	27SYL	TOOTH
123743SH91		TOOTH KIT

CONSISTING OF (LOOSE):

(8)	1237300H1 (27SYL)	
(8)	1208650H2 (27LYX)	
1243061H1	5770/27	B/O ADAPTER
1243613H1	47SYL	TOOTH
1243616H1	57SYL	TOOTH
1244038H1	5783/21	B/O ADAPTER
1244039H1	5782/21	B/O ADAPTER
1244040H1	5778/21	B/O ADAPTER
1244041H1	5779/21	B/O ADAPTER

OEM REFERENCE GUIDE

KOMATSU/DRESSER -- CONTINUED

1259726H1	58ISL37	B/O ADAPTER
1259727H1	5818R37	W/O ADAPTER
1259728H1	5835L37	W/O ADAPTER
1259729H1	5835R37	W/O ADAPTER
1259731H1	37R	TOOTH
1259732H1	37ARL	TOOTH
1259732H2	37AG	TOOTH
1259733HI	37LKB	LOCK
1260792H1	67RL	TOOTH
1260793HI	67LK	LOCK
1267599H1	37VIP	TOOTH
1267600HI	37SYL	TOOTH
1267601HI	47VIP	TOOTH
1267602H1	57ARLB	TOOTH
1267603H1	57VIP	TOOTH
1267604H1	57TG	TOOTH
1267605H1	57RG	TOOTH
1285323H1	37TG	TOOTH
206913A110	27SYL	TOOTH
206913A310	5824/37V	W/O ADAPTER
206913A320	5823L37V	W/O ADAPTER
206913A330	5823R37V	W/O ADAPTER
206913A340	390/37V	ADAPTER
207913AII0	37SYL	TOOTH
207913A310	4899/47V	W/O ADAPTER
207913A340	5856/37V	W/O ADAPTER
207913A350	450/47V	ADAPTER
207913A360	37VPN	PIN
207913A370	37VPL	PLUG
208913A210	47SYL	TOOTH
208913A230	47VPN	PIN
208913A240	47VPL	PLUG
20Y913A140	7/8x3"	PLOW BOLT
20Y913A150	7/8x2-3/4"	HEX BOLT
20Y913A310	5855/27V	W/O ADAPTER
20Y913A320	5827/27V	W/O ADAPTER
20Y913A330	5826L27V	W/O ADAPTER
20Y913A340	5826R27V	W/O ADAPTER
20Y913A350	360/27V	ADAPTER
20Y913A360	27VPN	PIN
20Y913A370	27VPL	PLUG
3031710R1	30	TOOTH
3034790R1	40	TOOTH
3034797R1	30S	SHARP TOOTH
3034798R1	30T	TILT TOOTH
3034799R1	30RDXL	ROCK CHISEL
3034800R1	30R	ROCK TOOTH
3150641R1	40S	SHARP TOOTH
3150643R1	40RDX	ROCK CHISEL
417-847-A120	57BIR21	B/O ADAPTER
417-847-A130	5781L21	B/O ADAPTER
417-847-AJ40	5780-21	B/O ADAPTER
418-847-AJ40	4798-21	B/O ADAPTER
418-847-A150	5763L21	B/O ADAPTER
418-847-A160	5763R21	B/O ADAPTER
421-847-AII0	5764-27V	B/O ADAPTER
421-847-A120	5765L27V	B/O ADAPTER
421-847-AI30	5765P,27V	B/O ADAPTER

KOMATSU/DRESSER -- CONTINUED

421-847AI40	27VPL	PLUG
421-847A150	27VPN	PIN
423-847-AI20	5764/21	B/O ADAPTER
423-847-A130	5765L21	B/O ADAPTER
423-847-A140	5765P21	B/O ADAPTER
4604145H1	5817/37	W/O ADAPTER
468314-R1	8343C	ADAPTER
485353-R1	3CH	TOOTH
486912-R1	83423	ADAPTER
486913-R1	23R	TOOTH
486914-R1	23P	FLEX PIN
532925-R1	24P	FLEX PIN
532948-R1	230	TOOTH
605003C1	2703/25	B/O ADAPTER
605003CII		ADAPTER W/LOCK
CONSISTING OF (ASSEMBLED):		
(1)	605003CI (2703/25)	
(1)	606037C91 (25/30LK)	
605010C1	2704-25	B/O ADAPTER
605010C11		ADAPTER W/LOCK
CONSISTING OF (ASSEMBLED):		
(1)	605010C1 (2704/25)	
(1)	606037C91 (25/30LK)	
606035C1	25S	TOOTH
606036CI	25/30PN	PIN
606037C91	25/30LK	LOCK
60603SC1	25T	TILT TOOTH
610986CI	4773/25	B/O ADAPTER
611606C1	2748/25	B/O ADAPTER
615687C1	25S	SHARP TOOTH
615688C1	25R	ROCK TOOTH
615689C1	25TF	TOOTH
615895CJ	40R	ROCK TOOTH
620832C1	2774/18	B/O ADAPTER
620833C1	18LK	LOCK
620834C1	18T	TOOTH
620835C1	18PN	PIN
626102C1	18LP	TOOTH
63078	23P	FLEX PIN
63079	24P	FLEX PIN
63090	230	TOOTH
63091	240	TOOTH
637587-R1	240	TOOTH
637589-R1	250	TOOTH
637608CI	25VIP	TIGER TOOTH
637613C1	35S	SHARP TOOTH
637615C1	35VIP	TIGER TOOTH
637616C1	35T	TILT TOOTH
637618CI	40AP	TOOTH
637619C1	40VIPL	TIGER TOOTH
63762IC1	45AP	TOOTH
637622C1	45R	ROCK TOOTH
637623C1	45S	SHARP TOOTH
637624C1	45VIPL	TIGER TOOTH
653081CI	2773/18	B/O ADAPTER
657101CI	2797/25	B/O ADAPTER
657102C1	2798/25	B/O ADAPTER
663938C1	4725/18	B/O ADAPTER

OEM REFERENCE GUIDE

KOMATSU\DRESSER -- CONTINUED

668977C1	35R15A	15" RIPPER TIP
668978C1	35RBG	BUSHING
668979C1	35RPG	RIPPER PIN
710222-C1	250	TOOTH
710223-C1	25P	FLEX PIN
711524-C1	250	TOOTH
711525-C1	250	TOOTH
742376H1	4856/47	W/O ADAPTER
742377H1	4854L47	W/O ADAPTER
74237SHI	4854R47	W/O ADAPTER
742379H1	4858/57	W/O ADAPTER
742380HI	4859L57	W/O ADAPTER
742381H1	4859R57	W/O ADAPTER
748807HI	4853/57	W/O ADAPTER
748808H1	4857L57	W/O ADAPTER
748809H1	4857R57	W/O ADAPTER
748810HI	4855/47	W/O ADAPTER
881900C1	50LK	LOCK
881901C1	50PN	PIN
883267C1	40T	TILT TOOTH
883268C1	40PN	PIN
883269C1	35/40LK	LOCK
925472C1	45T	TILT TOOTH
925473C1	45PN	PIN
925474C1	45LK	LOCK
929512C1	40SF	FLARE TIP
EC119-21	119/21	STAKE ADAPTER
EC119-27	119/27	STAKE ADAPTER
EC119-30	119/30	STAKE ADAPTER
EC119-35	119/35	STAKE ADAPTER
EC129-37	129A37	STAKE ADAPTER
EC129-40	129/40	STAKE ADAPTER
EC129-45	129/45	STAKE ADAPTER
EC157-55	157/55	STAKE ADAPTER
EC157A-47	157A47	STAKE ADAPTER
ECLSTL	18TL	TILT TOOTH
EC21LK	21LK	LOCK
EC21SYL	21SYL	TOOTH
EC21TFPL	21TFPL	TOOTH
EC21TVIP	21TVIP	TOOTH
EC21VIP	21VIP	TOOTH
EC25-30LK	25/30LK	LOCK
EC25-30PN	25/30PN	PIN
EC25R11-2	25R11-2	11" RIPPER TIP
EC25RBG	25RBG	BUSHING
EC25RPG	25RPG	RIPPER PIN
EC27IZX	27LKX	LOCK
EC27TFP	27TFP	TOOTH
EC27TVIP	27TVIP	TOOTH
EC27VIP	27VIP	TOOTH
EC2839-27	2839/27	W/O ADAPTER
EC30S	30S	SHARP TOOTH
EC30T	30T	TILT TOOTH
EC30TVIP	30TVIP	TWIN TIGER
EC30VIP	30VIP	TIGER TOOTH
EC31831X	EC31831X	ADAPTER
EC31989X	EC31989X	ADAPTER
EC35-40LK	35/40LK	LOCK

KOMATSU\DRESSER -- CONTINUED

EC35PN	35PIT	PIN
EC35S	35S	SHARP TOOTH
EC35T	35T	TILT TOOTH
EC35TVIP	35TVIP	TWIN TIGER
EC35VIP	35VIP	TIGER TOOTH
EC360-21	360/21	ADAPTER
EC360-27	360/27	ADAPTER
EC37LK	37LK	LOCK
EC37S7F	37S7F	TOOTH
EC37TFP	37TFP	TOOTH
EC37TVIP	37TVIP	TOOTH
EC37VIP	37VIP	TOOTH
EC37VTBR	37VTBR	RIPPER LOCK
EC40PN	40PN	PIN
EC40S	40S	SHARP TOOTH
EC40TVIP	40TVIP	TWIN TIGER
EC40VIP	40VIP	TIGER TOOTH
EC450-37	450/37	ADAPTER
EC45LK	45LK	LOCK
EC45PN	45PN	PIN
EC45S	45S	SHARP TOOTH
EC45TVIF	45TVIP	TWIN TIGER
EC45VIP	45VIP	TIGER TOOTH
EC47ARL	47AELL	TOOTH
EC47LK	47LK	LOCK
EC47TFP	47TFP	TOOTH
EC47TVIP	47TVIP	TOOTH
EC47VIP	47VIP	TOOTH
EC4848-57	4848/57	W/O ADAPTER
EC4849L57	4849L57	W/O ADAPTER
EC4849R57	4849R57	W/O ADAPTER
EC4880-21	4880/21	W/O ADAPTER
EC4880-27	4880/27	W/O ADAPTER
EC4881-21	4881/21	W/O ADAPTER
EC4882-37	4882/37	W/O ADAPTER
EC4883-47	4883/47	W/O ADAPTER
EC4888L47	4888L47	W/O ADAPTER
EC4888R47	4888R47	W/O ADAPTER
EC4889-47	4889/47	W/O ADAPTER
EC4890L57	4890L57	W/O ADAPTER
EC4890R57	4890R57	W/O ADAPTER
EC4891-57	4891/57	W/O ADAPTER
EC4893-37	4893/37	W/O ADAPTER
EC55LK	55LK	LOCK
EC55PN	55PN	PIN
EC55SP	55SP	SHARP TOOTH
EC55TVIF	55TVIP	TIGER TOOTH
EC55VIP	55VIP	TIGER TOOTH
EC5750-37	5750/37	B/O ADAPTER
EC5764-21	5764/21	B/O ADAPTER
EC5764-27	5764/27	B/O ADAPTER
EC5765L21	5765L21	B/O ADAPTER
EC5765L27	5765L27	B/O ADAPTER
EC5765R21	5765R21	B/O ADAPTER
EC5765R27	5765R27	B/O ADAPTER
EC5766L37	5766L37	B/O ADAPTER
EC5766R37	5766R37	B/O ADAPTER
EC57ARL	57ARL	TOOTH

OEM REFERENCE GUIDE

KOMATSU/DRESSER -- CONTINUED

EC57ARLB	57ARLB	TOOTH
EC57LK	57LK	LOCK
EC57TF	57TF	TOOTH
EC57VPL	57VPL	PLUG
EC57VPN	57VPN	PIN
EC5831-21	5831/21	W/O ADAPTER
EC5849-21	5849/21	W/O ADAPTER
EC5850-27V	5850/27V	W/O ADAPTER
EC5854-21	5854/21	W/O ADAPTER
EC5857-47V	5857/47V	W/O ADAPTER
EC66ARL	66ARL	TOOTH
EC66VIP	66VIP	TOOTH
EC67LK	67LK	LOCK
EC67RL	67RL	TOOTH
EC827-47	827/47	W/O ADAPTER
ECS39-37	839/37	W/O ADAPTER
EC855-21	855/21	W/O ADAPTER
VJ4008	2762/40	B/O ADAPTER
VJ4010	40R	ROCK TOOTH
VJ4011	40PN	PIN
VK4009	35/40LK	LOCK
VL6114	25/30PN	PIN
VL6116	25/30LK	LOCK
VM4599	30R	ROCK TOOTH
VY0720	25R	ROCK TOOTH
VY5874	2780/25	B/O ADAPTER
VY5875	2785/25	B/O ADAPTER

KUBOTA

70090-32082	230X156	ADAPTER
70090-32803	X156	TOOTH
7009032084	156P	PIN
7009032086	X156L	TOOTH
7009032089	X156T	TIGER TOOTH
7009032091	X156LP	TOOTH

LIEBHERR

5934222	35/40-LK	LOCK
5934223	55LK	LOCK
5934224	45LK	LOCK
5934225	50LK	LOCK
5934322	40PN	PIN
5934323	55PN	PIN
5934324	45PN	PIN
5934325	50PN	PIN
5934568	25S	TOOTH
5934574	30R	ROCK TOOTH
5934575	40S	SHARP TOOTH
5934576	45S	TOOTH
5934577	40RDX	ROCK CHISEL
5934579	40R	ROCK TOOTH
5934580	50R	ROCK TOOTH
5934581	45R	ROCK TOOTH
5934589	50R	ROCK TOOTH
5934800	25TF	FLARE TOOTH
5934803	30S	SHARP TOOTH
5934806	55S	TOOTH
5934810	45S	SHARP TOOTH

LIEBHERR -- CONTINUED

5934812	55RDX	ROCK CHISEL
5934818	30S	TOOTH

MASSEY FERGUSON

571530-M91	8075	TOOTH
705056-M1	3CH	TOOTH
705308-M]	8343C	ADAPTER
707229-M1	3CH	TOOTH
707715-M1	23P	FLEX PIN
707718-M91	83423	ADAPTER
707736-M1	230	TOOTH
708966-M1	230	TOOTH
722252-M1	27P	PIN
722258-M1	25P	PIN
723984-M1	24P	PIN
723985-M1	240	TOOTH
723985-M1	24R	TOOTH
726240-M1	270	TOOTH
726269-M1	250	TOOTH
1096823-M1	23HD	TOOTH
1752958-M1	2A	TOOTH
1753221 -M1	8352A	ADAPTER
2756709-M1	23R	TOOTH
2756708-M1	83423	ADAPTER
2756710-M1	23P	PIN
WB834-3C	8343C	ADAPTER

MICHIGAN

1504270	30S	TOOTH
1504271	25/30LK	LOCK
1504272	25/30PN	PIN
1542260	30R	ROCK TOOTH

ORMCO

M-10	2A	TOOTH
M-11	3CH	TOOTH
M-79	8352A	ADAPTER
M- 157	8343C	ADAPTER
M- 160	240	TOOTH
M-161	250	TOOTH
M- 162	270	TOOTH
M- 18024	24P	FLEX PIN
M-9525	25P	FLEX PIN
M-9627	27P	FLEX PIN

P&H

12Z137D-1	240	TOOTH
12Z137D-2	240	TOOTH
12Z146	250	TOOTH
12Z476	270	TOOTH
19Z101	24P	FLEX PIN
19Z123	25P	FLEX PIN

TEREX (EUCLID)

9003922	250	TOOTH
9010794	250	TOOTH
9019778	270	TOOTH
9019779	270	TOOTH

OEM REFERENCE GUIDE

TEREX (EUCLID -- CONTINUED)

9211361	25P	FLEX PIN
9211362	250	TOOTH
9213933	240	TOOTH
9243922	250	TOOTH
9243922	250	TOOTH
9360560	25TF	FLARE TOOTH
9360561	25/30LK	LOCK
9360562	25/30PN	PIN

TROJAN

2033566	240	TOOTH
2033915	270	TOOTH
2033916	27P	FLEX PIN
2045978	230	TOOTH
2063451	25P	FLEX PIN
2063452	250	TOOTH
4603583	25P	FLEX PIN
4604465	24P	FLEX PIN
4604466	240	TOOTH

VME

11079149	27TG	TOOTH
11079150	27AG	TOOTH
11079151	27VPN	VERT. PIN
11079152	27VPL	VERT. PLUG
11079153	5772/27V	B/O ADAPTER
11079154	5773/27V	B/O ADAPTER
12566084	47ARLB	TOOTH
12566511	1828LA47	W/O ADAPTER
12566512	1828RA47	W/O ADAPTER
12566513	1829A47	W/O ADAPTER
12566520	1828RA57	W/O ADAPTER
12566521	182SLA57	W/O ADAPTER
12566522	1829A57	W/O ADAPTER
12566945	57ARLB	TOOTH
12567136	47SYL	TOOTH
12577682	5797/27	B/O ADAPTER
12580962	1828RA47V	W/O ADAPTER
12580963	1828LA47V	W/O ADAPTER
12580964	1829A47V	W/O ADAPTER
12580965	1852A47V	W/O ADAPTER
12580966	1853RA57V	W/O ADAPTER
12580967	1853LA57V	W/O ADAPTER
12580968	1828RA57V	W/O ADAPTER
12580969	1828LA57V	W/O ADAPTER
12580970	47TG	TOOTH
12580971	57TG	TOOTH
12580972	1829A57V	W/O ADAPTER
12580973	57VPN	VERT. PIN
12580974	57VPL	VERT. PLUG
12580975	47VPL	VERT. PLUG
12580976	47VPN	VERT. PIN
12581205	1853R47V	W/O ADAPTER
12581206	1853L47V	W/O ADAPTER
12581207	1852A57V	W/O ADAPTER
12974749	37AG	TOOTH
12974750	47AG	TOOTH
12974751	57AG	TOOTH

VME -- CONTINUED

1502960	894L45	W/O ADAPTER
1502961	894R45	W/O ADAPTER
1502963	45T	TILT TOOTH
1502964	45PN	PIN
1502965	45LK	LOCK
1502969	1800L40	WO ADAPTER
1502970	1800R40	WO ADAPTER
1502972	40T	TILT TOOTH
1502973	35/40LK	LOCK
1502974	40PN	PIN
1504270	30T	TILT TOOTH
1504271	25/30LK	LOCK
1504272	25/30PN	PIN
1506895	1841L30	W/O ADAPTER
1506897	1841R30	W/O ADAPTER
1518534	1883-30	W/O ADAPTER
1528524	18LK	LOCK
1528525	18T	TILT TOOTH
1528526	18PN	PIN
1542222	45R	ROCK TOOTH
1542259	30R	ROCK TOOTH
1542260	30AD	TOOTH
1542261	30S	SHARP TOOTH
1542262	40R	ROCK TOOTH
1542263	40AD	TOOTH
1542264	40S	SHARP TOOTH
1542266	45S	SHARP TOOTH
1542389	45PNT	TANG PIN
1542390	45SLK	STEEL LOCK
1542393	25/30PNT	TANG PIN
1542394	25/30LK	STEEL LOCK
1545174	50R	ROCK TOOTH
1545175	50PN	PIN
1545176	50LK	LOCK
1546375	50AD	TOOTH
1546379	50T	TILT TOOTH
1546667	50A	TOOTH
1547258	1828LS0	W/O ADAPTER
1547259	182SR50	ADAPTER
1547260	1829/50	W/O ADAPTER
1547504	1836/40	W/O ADAPTER
1548058	1837/40	W/O ADAPTER
1548094	1824L30	W/O ADAPTER
1548095	1824R30	W/O ADAPTER
1549430	70PN	PIN
1548432	70LK	LOCK
1549300	1840/30	W/O ADAPTER
1550028	25T	TILT TOOTH
1801985	45PNR	RATCHET PIN
1801986	45LKR	RATCHET LOCK
1801996	1828R56	W/O ADAPTER
1801997	1828L56	W/O ADAPTER
1802024	1829/56	W/O ADAPTER
1802025	56R	TOOTH
1802026	56PN	PIN
1802027	56LK	LOCK
1802373	21R	TOOTH
1802374	21SYL	TOOTH

OEM REFERENCE GUIDE

VME -- CONTINUED

1802375	21TFP	TOOTH
1802376	21LK	LOCK
1802377	871A21	W/O ADAPTER
1802378	1840/21	W/O ADAPTER
1802379	1862/21	W/O ADAPTER
1802380	27R	TOOTH
1802382	27TFP	TOOTH
1802383	27LKX	LOCK
1802384	1862/27	W/O ADAPTER
1802385	1884/27	W/O ADAPTER
1802386	1899A27	W/O ADAPTER
1802387	37R	TOOTH
1802389	37TFP	TOOTH
1802390	37LK	LOCK
1802391	1836/37	W/O ADAPTER
1802392	1800L37	W/O ADAPTER
1802393	1800R37	W/O ADAPTER
1802397	47R	TOOTH
1802398	47TFP	TOOTH
1802400	47ARL	TOOTH
1802401	47LK	LOCK
1802402	892/47	W/O ADAPTER
1802403	1800L47	W/O ADAPTER
1802404	1800R47	W/O ADAPTER
1802405	1852/47	W/O ADAPTER
1802406	1853L47	W/O ADAPTER
1802407	1853R47	W/O ADAPTER
1802408	1837A47	W/O ADAPTER
1802409	1812LA47	W/O ADAPTER
1802410	1812RA47	W/O ADAPTER
1804010	47LP	TOOTH
1804011	57LP	TOOTH
1804013	57SD	TOOTH
1804029	47SD	TOOTH
1804030	57HHS	SLAG TOOTH
1805010	5734/21	B/O ADAPTER
1805011	5733/21	B/O ADAPTER
1805043	5775/19	B/O ADAPTER
1805044	5776/19	B/O ADAPTER
1805045	5772/27	B/O ADAPTER
1805058	5773/27	B/O ADAPTER
1805059	5774/21	B/O ADAPTER
1805081	21TFPL	TOOTH
2516368	55SLK	STEEL LOCK
2516372	55AP	TOOTH
2516373	55R	ROCK TOOTH
2516374	55T	TILT TOOTH
2516375	1853B/55	W/O ADAPTER
2516376	1852/55	W/O ADAPTER
2516377	1828R55	W/O ADAPTER
2516378	1829/55	W/O ADAPTER
2516389	1828L55	W/O ADAPTER
2516390	1853L55	W/O ADAPTER
2516568	55LP	TOOTH
2520692	50PNR	RATCHET PIN
2520693	50LKR	RATCHET LOCK
2524669	55A	HOT SLAG TOOTH
2526120	36T	TOOTH
2526121	36RL	TOOTH

VME -- CONTINUED

2526122	36FP	TOOTH
2526123	36VIP	TOOTH
2526124	36PN	PIN
2526125	36LK-A	LOCK
2529870	1853L50	W/O ADAPTER
2529871	1853R50	W/O ADAPTER
2529872	1852/50	W/O ADAPTER
2551118	2755/30	B/O ADAPTER
2551623	57ARL	TOOTH
2551624	57R	TOOTH
2551626	57LK	LOCK
2551636	1852/57	W/O ADAPTER
2551637	1853L57	W/O ADAPTER
2551638	1853R57	W/O ADAPTER
2552770	57HS	SLAG TOOTH
2560082	5754/27	B/O ADAPTER
2560481	47HS	SLAG TOOTH
2560639	37ARL	TOOTH
2561686	37SYL	TOOTH
2561864	57TF	TOOTH
2562141	27SYL	TOOTH
2562142	27ARL	TOOTH
2562273	27VIP	TOOTH
2562605	1868/27	W/O ADAPTER
2562606	802/27	W/O ADAPTER
2562607	1824R27	W/O ADAPTER
2562608	1824L27	W/O ADAPTER
2562609	184 M 7	W/O ADAPTER
2562610	1841L27	W/O ADAPTER
2562611	2755/27	B/O ADAPTER
2562612	1840/27	W/O ADAPTER
2562613	1883/27	W/O ADAPTER
3677327	55PN	PIN
3677444	55LK	LOCK
961880	40AP	TOOTH
961881	40PNR	RATCHET PIN
961882	35/40LKR	RATCHET LOCK
961917	4775/25	B/O ADAPTER
964748	50SL	SHARP TOOTH

WABCO

VM-4599	30R	ROCK TOOTH
VL-6114	25/30PN	PIN
VL-6116	25/30LK	LOCK
VY-720	25R	ROCK TOOTH
120748	2D5572	TOOTH

WARNER & SWASEY (HOPTO)

H-887	3CH	TOOTH
H-1794	240	TOOTH
H-1975	24P	FLEX PIN
H-3603	25P	FLEX PIN
H-3605	250	TOOTH
H-3925	25P	FLEX PIN
H-7040	230	TOOTH
H-7041	23P	FLEX PIN
S-2054	2A	TOOTH
12490	27P	FLEX PIN